




Evidence Explained

ESSA emphasizes “evidence-based” approaches that have demonstrated statistically significant positive effect on student outcomes. ESSA identifies four levels of evidence: Level 1 Strong, Level 2 Moderate, Level 3 Promising, and Level 4 Evidence that demonstrates a rationale. The levels are defined by the research study design.

enVision® A/G/A and enVision Integrated Mathematics meets ESSA’s Level 2 evidence criteria

Level 2 Evidence Criteria	Alignment to requirements	Detail
Quasi-experimental Study	Meets	A quasi-experimental study design where California schools using <i>enVision A/G/A</i> and <i>enVision Integrated Mathematics</i> during the 2022-2023 school year were matched to similar schools using other high school math programs.
Show a statistically significant and positive effect on student outcomes	Meets	<div>Schools using <i>enVision A/G/A</i> and <i>enVision Integrated Mathematics</i> demonstrated a significantly higher math proficiency rate than control schools using other high school math programs.</div> <div>The statistical model finds that the percentage of students proficient in math is 14.2 percentage points greater in the <i>enVision A/G/A</i> and <i>enVision Integrated Mathematics</i> schools than in the control schools.</div>

For more information, visit:
savvas.com/evidencebased

Savvas.com
800-848-9500

Copyright © 2025 Savvas Learning Company LLC. All Rights Reserved. Savvas® and Savvas Learning Company® are the registered trademarks of Savvas Learning Company LLC in the US and in other countries.

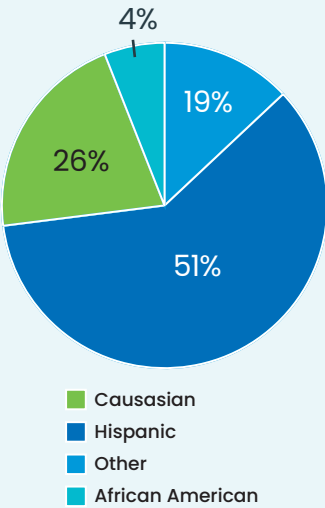
0506.v2



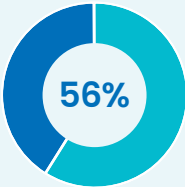
Study completed by: Savvas
[Available here](#)

Year: 2022-2023

Study description: The study examined if *enVision A/G/A* and *enVision Integrated Mathematics* is associated with higher math performance on the mathematics section of the Smarter Balanced Summative Assessment system by comparing schools using *enVision A/G/A* and *enVision Integrated Mathematics* to closely matched control schools using other elementary math programs. A total of 31 *enVision A/G/A* and *enVision Integrated Mathematics* and 31 control schools in California were represented in the sample at third to fifth grade. The final sample was diverse including:



Additionally,
56 % of students
qualified for free/
reduced lunch.



Join the Conversation
@SavvasLearning

